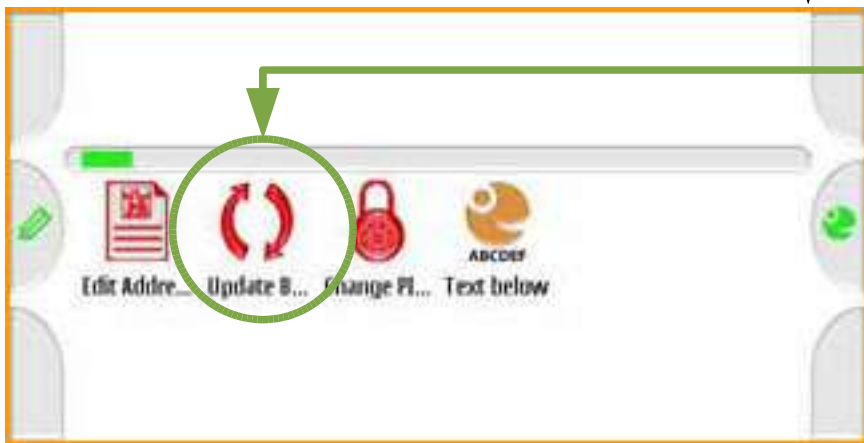




Open "Actions" menu and press "tools"

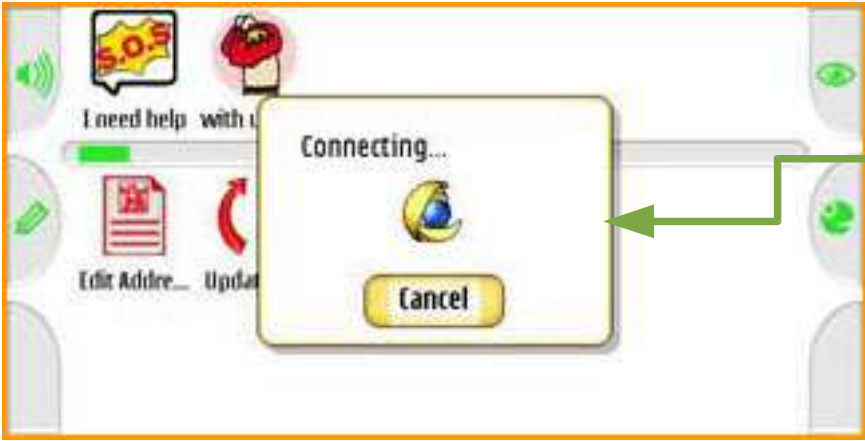
Insert 4 digits Imagetalk PIN code to access "Tools".
By default it is "1234".
For user safety reasons it is advisable to change the PIN.



Press "Update"

Press "Connect".
Your default connection type is set by your Imagetalk dealer and should not be changed.





Connecting to Internet and Imagetalk server.



Connection established and downloading in progress.



BOOK file is downloaded. Press "Close".



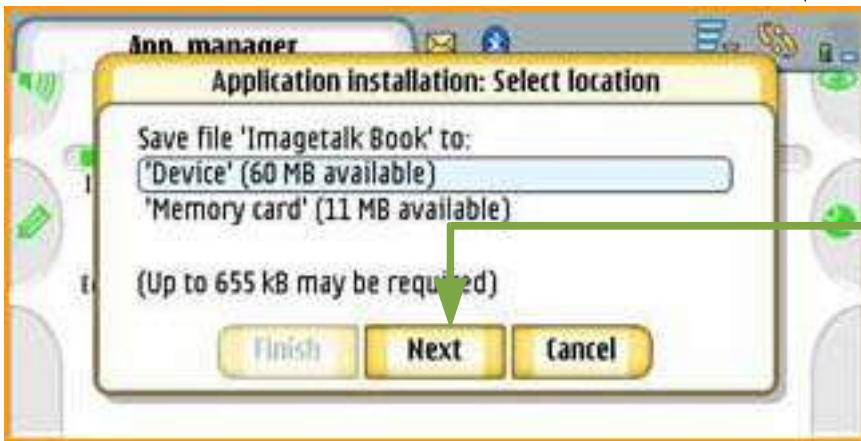
Press "Next" to continue.



Press "Next" to continue.



Press "Next" to continue.



Select "Device" and press "Next" to continue.



Installation completed. Press "OK" to return "Tools" menu.

Return to "Composer" view by pressing the "Actions" button.